




Eläkeliiton adressimallit



97310
suruadressi




97313
suruadressi




97315
suruadressi




97316
suruadressi




97317
suruadressi



97318
suruadressi




97319
suruadressi




97320
suruadressi



97321
suruadressi



97322
suruadressi



97323
suruadressi



97324
suruadressi